




Assistive Technology Training Online

University at Buffalo - The State University of New York
USDE# H324M980014
<http://at-training.com>



ADAPTING A BATTERY OPERATED TOY/DEVICE

What You Need:

Any single switch	A battery device adapter for AA, C or D batteries	A battery-operated toy or device with AA, C, or D batteries. This adaptation works best with toys/devices with an on/off switch
		

How to Adapt:

- Test the toy to see if it works.
- Insert the copper disk at the end of the battery-adapter between the battery and battery contact; or place it between 2 batteries.
- Turn the toy on - it should not work, since you have interrupted its connection to the battery.
- Plug the switch into the jack at the other end of the battery-adapter. Activate the switch to operate the toy. If it does not work, adjust the copper disk.

